

**UCEAP LANGUAGE & CULTURE
PARIS, FRANCE**

**FRENCH LANGUAGE PRACTICUM
FRENCH 50 – SECTION B**

FALL 2019

1. COURSE INFORMATION

Class Times: M, T, W, TH, F (class times vary, see course schedule)

Class visits: days and times vary

Class Location: ACCENT Study Center

Language of Instruction: French

UC Quarter/Semester Credits: 4.5/3

UCEAP Course Subject(s): French

Course Duration (weeks): 11 days

2. FACULTY INFORMATION

Faculty: Claudia Fontu, M.Phil.

Faculty Contact Information: claudiafontu@yahoo.com

Office: UC Paris Study Center

Office Hours: by appointment

3. COURSE DESCRIPTION

The fall semester is preceded by an 11-day language and culture practicum. The practicum is an intensive grammar course intended to immerse students in French language and culture and to equip them with practical skills for their semester of study in Paris. It includes three hours of in-class instruction daily alongside a series of four excursions to introduce students to both historical and practical aspects of the city. While students are learning how to speak the language, they will continue their introduction to the culture of the French-speaking world. To immerse students in the language, **only French will be spoken in class**. Although students are not expected to understand every word, they should try to follow the gist by paying attention to the context. Students will find their comprehension increasing as the course progresses.

The practicum sections are organized by the course levels students have been assigned for their fall semester program. In addition to the objectives stated above, this section of the practicum introduces the preliminary material and prepares students for FR53AB.

4. COURSE MATERIALS

Jansma, K., *Motifs: An Introduction to French*, Heinle, 6th Edition, 2014

5. COURSE LEARNING OUTCOMES

- Consult FR53AB syllabus for learning outcomes.

6. PREREQUISITES

0 quarter/0 semester (or its equivalent) of French.

7. METHODS OF INSTRUCTION

Instruction will consist of presentations on grammar; all class activities; small group activities; individual and group presentations; and visits to pertinent neighborhoods and sites to provide students with opportunities to practice their language skills and to learn about their host city's history and culture.

8. COURSE REQUIREMENTS

Class Meetings & Site Visits

Class meetings will generally last 3.0 hours. Class time will be divided between presentations on grammar and student activities in which active student participation is required. Students are expected to study the material assigned for each class and to be prepared to practice the material in class.

In addition, students will meet for periodic 2.0-hour site visits:

- Montmartre
- Café (Bastille)
- Opéra (Palais Garnier)
- Marché d'Aligre

Class Participation

Active participation is required. Students are expected to study the assigned material and complete all homework for each class meeting beforehand, and to participate actively in all class activities and discussions.

Written Assessment – Homework

Students are required to keep self-corrected exercises (*exercices auto corrigés*) and written activities in a special notebook (or in a special section of their class notebooks). The instructor will check this notebook on test days, but it should be brought to every class session. Other homework (e.g., handouts) will be collected at the beginning of the next class. Every handwritten assignment must be completed on a neat, squared sheet of paper, be written in a legible way with a pen and include the following: student's name, instructor's name, the date, and where applicable reference to the page number(s) of the exercise/activity.

Homework assignments (*les devoirs* in French) are described in the course schedule in French.

Here is a key to understand the *devoirs*:

- | | |
|---------------------|--|
| ➤ Lire | Read the text indicated by page numbers. |
| ➤ Écrire | Write out responses legibly. |
| ➤ Étudier | Study structures carefully, memorize vocabulary and forms studied. |
| ➤ Exercices | All exercises should be complete and written legibly. |
| • auto corrigé | Self-corrected exercises (answers in back of book). |
| • photocopiés | Handouts provide supplemental exercises that should be completed. |
| ➤ Préparer | Prepare what is asked – drawing, photo, oral presentation, etc. |
| ➤ Préparation orale | Oral preparation, i.e., memorization, is essential for students' oral presentations (<i>présentations orales</i>). |
| ➤ Composition | Compositions must be typed, etc. (see above course requirements). |
| ➤ Réviser | Review vocabulary and/or structures as noted. |

Written Assessment – Compositions

Compositions are an opportunity for students to use French creatively, pulling together everything they have learned to describe their experiences. An "A" composition will be accurate, thoroughly address the topic and express something unique about the writer. Compositions are to be typed, double-spaced 12-point font (Times NR) and to meet length requirements as specified on the prompts.

All work submitted must be the student's own. The use of translating/writing programs or online-websites (or friends or family members who speak more advanced French) for composition assignments is not permitted. Assignments produced in this manner will not receive credit. Students should approach their assignments and compositions as exciting opportunities to put to use their developing language skills in a creative manner. Also, it is not a good idea to begin an assignment in English with the intent to translate it into French. Students should use the vocabulary and structures they are learning in class for their assignments and compositions. Use of a bi-lingual dictionary to look up words is acceptable.

Written Assessment – Chapter Tests

Chapter tests will occur periodically throughout the practicum. The tests aim at evaluating students' knowledge and understanding of grammar, vocabulary and culture.

Oral Exam

The oral exam aims at evaluating the development of students' oral communication and their understanding of grammar and vocabulary.

Final Exam

The final exam aims at evaluating the students' cumulative knowledge and understanding of grammar, vocabulary and culture.

9. ASSESSMENT AND GRADING CRITERIA

The FR50B course will be graded on a 100-point scale. The final grades will be determined as follows:

➤ Class Participation	15%
➤ Homework	20%
➤ Compositions	10%
➤ Chapter Tests	20%
➤ Oral Exam	10%
➤ Final Exam	25%

The numerical average will correspond to the following degrees of competence:

90 – 100	<i>Outstanding degree of competence</i>
80 – 89	<i>Good degree of competence</i>
70 – 79	<i>Adequate degree of competence</i>
60 – 69	<i>Basic degree of competence</i>
0 – 59	<i>Failure to demonstrate a basic degree of competence</i>

10. ATTENDANCE POLICY

Attendance is expected in all course meetings, course-related activities and visits/excursions on UCEAP programs.

- Students should plan to arrive on time to all course meetings. Students will be marked absent if they are not present at the start of class. Students will also be marked absent if they skip out early.
- Roll will be called as a matter of course. The class register is the official record of student attendance.
- Absences will adversely affect course participation grades. Students will be required to meet with the Academic Director if it is determined that their lack of participation in a course has a negative impact on the other students in the class (e.g., group presentations). When appropriate, the Academic Director will confer with UCEAP on disciplinary measures to take, including probation and dismissal from the program.
- No MAKE-UPS for missed work: if a student is absent on a day when there is some form of assessment (quiz, test, presentation, exam, etc.), there will be no make-ups.
- NO LATE ASSIGNMENTS: No late assignments will be accepted and no extensions will be given.
- No guests are allowed to participate in any UCEAP courses or site visits.

11. CLASS ETIQUETTE

Students studying abroad are ambassadors for the University of California and as such, should act with decorum and respect for others at all times. As participants on the UCEAP Fall Semester Program in Paris, students are subject to student conduct policies of UCEAP and ACCENT.

Students should seek to play their part in making the class a success. Students should arrive punctually for classes, taking special care to allow for journey times between the various venues. They should come to class with the necessary materials for taking notes, and bringing with them any books or suchlike required for the class. Students will be responsible for obtaining their own copies of any missed assignments and materials.

Food and drink may NOT be brought into the classroom or consumed during class. Cell phones and other electronic devices should be switched off upon entering the classroom or lecture room.

For more information, please consult the UCEAP Student Conduct and Discipline Policy at http://eap.ucop.edu/Documents/Policies/student_conduct_discipline.pdf.

12. ACADEMIC INTEGRITY

Students should remember that they are subject to the academic integrity provisions of the University of California. The principle of honesty must be upheld if the integrity of scholarship is to be maintained by an academic community.

All academic work—compositions, exams, and/or other assignments—must be done by the student to whom it is assigned, without unauthorized aid of any kind. Likewise, any act of academic misconduct, such as cheating, fabrication, forgery, plagiarism, or facilitating academic dishonesty, will subject a student to disciplinary action.

For more information, please consult UCEAP Academic Conduct Policy at http://eap.ucop.edu/Documents/Politiques/academic_conduct.pdf.




13. STUDENT ACCOMMODATIONS



UCEAP is committed to facilitating welcoming and reasonably accessible programs. Any student who because of a disability may require special arrangements in order to meet course requirements should present appropriate verification from the campus Student Disability Office to UCEAP advisors during the application process, and should contact Paris Director upon arrival to confirm the approved accommodations. No requirement exists that accommodations be granted prior to completion of this approved university procedure. Disability status is confidential and should always be discussed in private.






For more information, please consult UCEAP Official website at <http://eap.ucop.edu/Diversity/Pages/students-with-disabilities.aspx>

14. COURSE SCHEDULE

Date	Contents	Coursework & Site Visits
<p><i>SEMAINE 0</i></p> <p>vendredi 23 août</p> <p>10h-13h</p>	<p>Introduction : détails du cours, méthode, présentation du livre.</p> <p>Module 1 : Les camarades et la salle de classe</p> <ul style="list-style-type: none"> - Se présenter, se saluer. <ul style="list-style-type: none"> ▪ Expressions utiles. ▪ Les pronoms Tu/Vous. ▪ Faire la bise. - Comment communiquer en classe. - Les nombres (de 1 à 20). - Identification des choses et des personnes. <ul style="list-style-type: none"> ▪ L'interrogation : Qui est-ce ?, Qu'est-ce que c'est ?, Est-ce que... ? ▪ C'est vs. Ce sont. ▪ Les articles indéfinis. ▪ Le genre et le nombre des noms. - L'alphabet. 	<p>❖ Devoirs :</p> <ul style="list-style-type: none"> ✓ Lire « To the Student » (xiv-xvii) et « Le français – une langue mondiale » (pp.2-3). ✓ Écrire « Testez-vous » 1, 2, 3 (p.2). ✓ Lire « Greetings in French » (pp.9-10) et « Vocabulaire en mouvement » (p.17). ✓ Écrire « Avez-vous compris ? » (p.10) et « Et vous ? » (p.17). ✓ Étudier le vocabulaire pp.32-33 et les structures 1.1 à 1.5 (pp.26-31). ✓ Exercices (auto corrigés) 1, 2, 4, 5, 6, 8, 9, 10 (pp.26-31, réponses p.485).
<p><i>SEMAINE 0</i></p> <p>vendredi 23 août</p> <p>14h-16h</p>		<p>Montmartre</p>
<p><i>SEMAINE 1</i></p> <p>lundi 26 août</p> <p>10h30-12h30</p>		<p>La vie de café/ Bastille</p>
<p><i>SEMAINE 1</i></p> <p>lundi 26 août</p> <p>13h30-16h30</p>	<p>Activité orale 1 : Montmartre. Impressions.</p> <p>Activité orale 2 : Bastille et ses cafés. Impressions.</p> <p>Module 1 suite et fin</p> <ul style="list-style-type: none"> - La description des personnes (physique et morale). 	

	<ul style="list-style-type: none"> ▪ <i>C'est</i> (reprise). ▪ Les adjectifs (introduction). ▪ Introduire il <i>a/elle a</i>. - Les vêtements et les couleurs. <ul style="list-style-type: none"> ▪ Le verbe <i>porter</i>. - Les nombres (de 21 à 60). <p>Module 2: La vie universitaire</p> <ul style="list-style-type: none"> - Les distractions. <ul style="list-style-type: none"> ▪ Les verbes en <i>-er</i>. Le verbe aimer. ▪ La négation. - Les préférences. <ul style="list-style-type: none"> ▪ Les articles définis et les distractions ▪ L'article défini vs. l'article indéfini ▪ Les articles indéfinis (suite) + <i>Il y a / Il n'y a pas de</i>. - Chanson. 	<p>❖ Devoirs :</p> <ul style="list-style-type: none"> ✓ Réviser le vocabulaire pp. 32-33 et les structures 1.1 à 1.5 (pp.26-31). ✓ Étudier le vocabulaire pp.60-61 et les structures 2.1 à 2.5 (pp.54-58). ✓ Exercices (auto corrigés) 1, 3, 5, 6, 7, 9, 10 (pp.55-59, réponses p.485) ✓ Exercices polycopiés. ✓ Préparation orale : Qu'est-ce qu'« un monde parfait » pour vous ? Dessinez-le ! + préparez quelques phrases comme « Dans mon petit monde parfait, il y a un/une/des... / il n'y a pas de/d'... » (3 phrases positives et 3 phrases négatives).
<p>SEMAINE 1</p> <p>mardi 27 août</p> <p>11h-14h</p>	<p>Module 2 suite et fin</p> <ul style="list-style-type: none"> - Exprimer ses préférences. <ul style="list-style-type: none"> ▪ Les verbes en <i>-er</i> (reprise). - L'université et le campus, les matières, les cours et le calendrier. - Lecture « Le Quartier Latin et la Sorbonne » (p.46). <ul style="list-style-type: none"> • « Avez-vous compris ? » « Et vous ? ». - Le verbe avoir. <ul style="list-style-type: none"> • Exprimer l'âge / la date de naissance. ▪ Quelques expressions idiomatiques (avoir faim/soif, avoir chaud/froid, avoir besoin de/envie de). - Révision Test 1 – Modules 1 et 2. <ul style="list-style-type: none"> • Tout ensemble ! (p.31) et (p.59). • Devinette : activité écrite/orale : Qui est-ce ? (identifier un(e) camarade de classe mystérieux/mystérieuse). 	<p> Présentations orales (1) des mondes parfaits des étudiants.</p> <p>❖ Devoirs :</p> <ul style="list-style-type: none"> ✓ Préparation orale : Le portrait physique et moral d'une personne ou d'une personnalité au choix. Inspirez-vous de l'activité « Petit portrait » (p.25) ou de l'activité « Portrait d'un(e) camarade » (p.53). (6-8 phrases). ✓ Révision Test 1 – Modules 1 et 2 : Réviser les structures pp.26-31 et pp.54-59. Réviser le vocabulaire pp.32-33 et pp.60-61. ✓ Exercices polycopiés. ✓ Apportez votre cahier d'exercices auto corrigés !
<p>SEMAINE 1</p> <p>mercredi 28 août</p> <p>9h-12h</p>	<p>Module 3 : Chez l'étudiant</p> <ul style="list-style-type: none"> - La famille. <ul style="list-style-type: none"> ▪ Les adjectifs possessifs. ▪ Le verbe <i>venir (de)</i>. ▪ La possession : <i>de</i> + nom. ▪ La contraction : <i>de (de la, de l', du, des)</i>. - Les caractéristiques personnelles. <ul style="list-style-type: none"> ▪ Les adjectifs (suite). 	<p> TEST 1 (Modules 1 et 2 – 1h)</p> <p> Présentations orales (2) des portraits des personnes/personnalités</p> <p>❖ Devoirs :</p> <ul style="list-style-type: none"> ✓ Lire « La famille francophone sur trois continents » (pp.67-68). ✓ Écrire « Avez-vous compris ? » (p.68). Écrivez en français, s'il vous plaît ! ✓ Étudier le vocabulaire p.69 + pp.90-91 et les structures 3.1 à 3.5 (pp.84-88). ✓ Exercices (auto corrigés) 1, 3, 4, 7, 9, 11 (pp.84-89, réponses pp.485-86). ✓ Composition n°1 : Description de votre meilleur(e) ami(e) et de sa famille. (Est-ce que c'est une famille nombreuse ? Comment sont-ils ? Qu'est-ce qu'ils aiment faire ? D'où viennent-ils ?) 75-100 mots.

<p><i>SEMAINE 1</i></p> <p>mercredi 28 août 13h-15h</p>		<p>Opéra (Palais Garnier)</p>
<p><i>SEMAINE 1</i></p> <p>jeudi 29 août 11h-14h</p>	<p>Activité orale 3 : Opéra Garnier. Impressions.</p> <p>Module 3 suite</p> <ul style="list-style-type: none"> - La famille et les caractéristiques personnelles <ul style="list-style-type: none"> ▪ Les adjectifs (reprise). - Les nombres (de 60 à 1 000 000). - Activité orale « À Paris, j'habite.... Dans mon quartier, il y a... » - Lecture « La vogue de la coloc » (pp.77-78). <ul style="list-style-type: none"> ▪ « Avez-vous compris ? » « Et vous ? ». - La chambre et les affaires personnelles. <ul style="list-style-type: none"> ▪ <i>Il y a / Il n'y a pas de</i> (reprise). ▪ Les prépositions de lieu. 	<p> Remise des compositions n°1</p> <p>❖ Devoirs :</p> <ul style="list-style-type: none"> ✓ Réviser le vocabulaire p.69 + pp.90-91 et les structures pp.84-88. ✓ Étudier le vocabulaire pp.122-123 et les structures 4.1 à 4.4 (pp.113-118). ✓ Exercices (auto corrigés) 2, 4, 5, 6, 9, 10, 11 (pp.114-19, réponses p.486). ✓ Exercices vocabulaire / adjectifs possessifs (polycopiés). ✓ Préparation orale : Préparez une photo/un dessin de votre chambre. Préparez une description orale : Qu'est-ce qu'il y a dans votre chambre ? Utilisez quelques prépositions de lieu pour décrire l'organisation des choses dans l'espace (pp. 72-73). Qu'est-ce qu'il n'y a pas ? Aimez-vous votre chambre ? Pourquoi/Pourquoi pas ? (6-8 phrases).
<p><i>SEMAINE 1</i></p> <p>vendredi 30 août 11h-14h</p>	<p>Module 3 fin</p> <ul style="list-style-type: none"> - Comment louer une chambre ou un appartement. <p>Module 4 : Travail et loisirs</p> <ul style="list-style-type: none"> - Les métiers et les nationalités. <ul style="list-style-type: none"> ▪ <i>C'est / Ce sont</i> - Les lieux de travail. <ul style="list-style-type: none"> ▪ Le verbe <i>aller + à</i> ▪ La contraction : <i>à l', à la, au, aux.</i> 	<p> Présentations orales (3) des photos/dessins des chambres des étudiants</p> <p>❖ Devoirs :</p> <ul style="list-style-type: none"> ✓ Réviser le vocabulaire pp.122-23 et les structures pp.113-118. ✓ Étudier la structure 4.5 (p.120). ✓ Exercices (auto corrigés) 12, 13 (p. 120, réponses p.486). ✓ Corriger la composition n°1 pour lundi. ✓ Composition n°2 : Votre week-end typique à Paris. (Que faites-vous le week-end ? Quelles sont vos activités habituelles ? Invitez-vous des amis chez vous ? Comment est votre chambre ? Organisez-vous des soirées chez vous ? Que faites-vous avec vos amis ?) 125-150 mots.
<p><i>SEMAINE 1</i></p> <p>vendredi 30 août 15h-17h</p>	<p>Atelier. Révisions.</p> <ul style="list-style-type: none"> - Activités diverses. <ul style="list-style-type: none"> • Reprise de toutes les structures étudiées. • Exercices polycopiés. • Préparation de la composition n°2. 	

<p>SEMAINE 2</p> <p>lundi 2 septembre</p> <p>11h-14h</p>	<p>Module 4 suite</p> <ul style="list-style-type: none"> - Comment dire l'heure et parler de son emploi du temps. <ul style="list-style-type: none"> ▪ L'heure. Expressions utiles. ▪ Les verbes pronominaux. - Les activités variées. <ul style="list-style-type: none"> ▪ Les verbes <i>faire</i> et <i>jouer</i>. - Voix en direct: « Que pensez-vous du travail ? » et Réfléchissez... » (p.108). - Lecture : «Qui sont les grands groupes français» (p.104). <ul style="list-style-type: none"> ▪ « Avez-vous compris ? » « Et vous ? ». 	<p> Remise des compositions n°2</p> <p>❖ Devoirs :</p> <ul style="list-style-type: none"> ✓ Révision Test 2 – Modules 3 et 4 (sauf Structure 4.5): <ul style="list-style-type: none"> Réviser les structures pp.84-89 et pp.113-19. Réviser le vocabulaire p.69 + pp.90-91 et pp.122-23. ✓ Exercices photocopiés. ✓ Apportez votre cahier d'exercices auto corrigés !
<p>SEMAINE 2</p> <p>mardi 3 septembre</p> <p>10h30-13h30</p>	<p>Activité orale autour du Film "Paris Je t'aime"</p> <ul style="list-style-type: none"> - Extraits en relation avec les excursions. - Discussions. <p>Au marché</p> <ul style="list-style-type: none"> - Préparation de la sortie : vocabulaire, dialogue, prix. - Les chiffres et les nombres de 1 à 1.000.000. 	<p> TEST 2 (Modules 3 et 4, sauf structure 4.5 - 1h)</p> <p> Remise des compositions n°2 corrigées</p> <p>❖ Devoirs :</p> <ul style="list-style-type: none"> ✓ Révision Examen final oral et examen final écrit. <ul style="list-style-type: none"> Réviser les structures pp.26-31, pp.54-58, pp.84-88 et pp.113-19. Réviser le vocabulaire pp.32-33, pp.60-61, p.69 + pp.90-91 et pp.122-23.
<p>SEMAINE 2</p> <p>mercredi 4 septembre</p> <p>10h-12h</p>		<p>Le Marché d'Aligre</p>
<p>SEMAINE 2</p> <p>mercredi 4 septembre</p> <p>13h-16h</p>	<p>Activité orale 4 : Le Marché d'Aligre. Impressions.</p> <p>Révision Examen Final (Modules 1-4, sauf structure 4.5).</p> <ul style="list-style-type: none"> - Préparation pour l'Examen Oral. <ul style="list-style-type: none"> • Exercices photocopiés. • Activités, exercices, discussions. 	
<p>SEMAINE 2</p> <p>jeudi 5 septembre</p> <p>10h30-13h30</p>	<p> EXAMEN ORAL (Modules 1-4, sauf structure 4.5)</p>	
<p>SEMAINE 2</p> <p>jeudi 5 septembre</p> <p>14h30-16h30</p>	<p>Atelier. Révisions.</p> <ul style="list-style-type: none"> - Révision Examen final écrit. <ul style="list-style-type: none"> • Les structures pp.26-31, pp.54-58, pp.84-88 et pp.113-19. • Le vocabulaire pp.32-33, pp.60-61, p.69 + pp.90-91 et pp.122-23. 	
<p>SEMAINE 2</p> <p>vendredi 6 septembre</p> <p>10h-13h</p>	<p> EXAMEN FINAL (90 minutes) + Activité (film)</p>	

